

ADONIS ARCHITECTURAL TW IP67 – DarkSky

Area: **Outdoor Luminaires**
 Category: **Rigid light lines / Grazer**
 Mounting: **Surface Mounting fixed vertical / Mounting lock / Glare Protection**

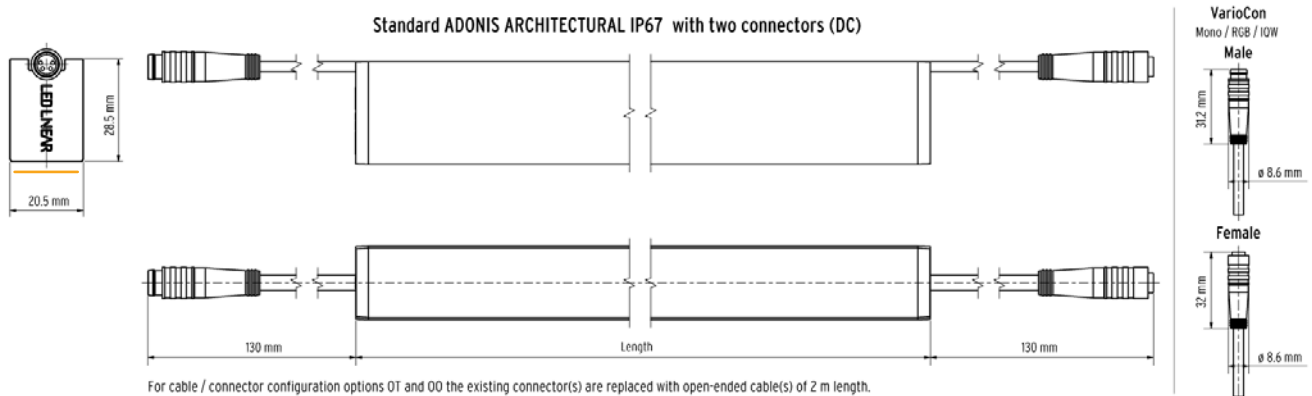


With its powerful light engine within a miniaturized design, the ADONIS ARCHITECTURAL emphasizes the architectural features of building structures. Thanks to its perfect integration, this luminaire is ideal for grazing applications as well as for direct lighting on facades and ceilings.

- A multitude of options include several power levels and color temperatures plus a variety of light engines ranging from static white to RGB, as well as 10°, 30° or 60° and opal optics to choose from.
- Polyurethane is utilized in ADONIS ARCHITECTURAL to make it more resistant to impact from salt water UV-light and solvents. High protection against vandalism thanks to a robust, powder-coated aluminum profile with an IK10 certification.
- The choice between solid and translucent end caps combined with smart cabling and mounting options enables seamless light lines.

Detailed specification text in the download area.


DIMENSIONS & AVAILABLE PROFILES



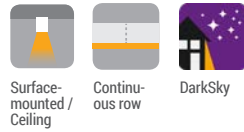
Fixture build to length (not field cuttable): $L = (N \times 62.5 \text{ mm}) + 14 \text{ mm}$; $N = 5 \dots 64$; $L_{\min} = 327 \text{ mm}$; $L_{\max} = 4,014 \text{ mm}$

TECHNICAL SPECIFICATIONS

Certifications



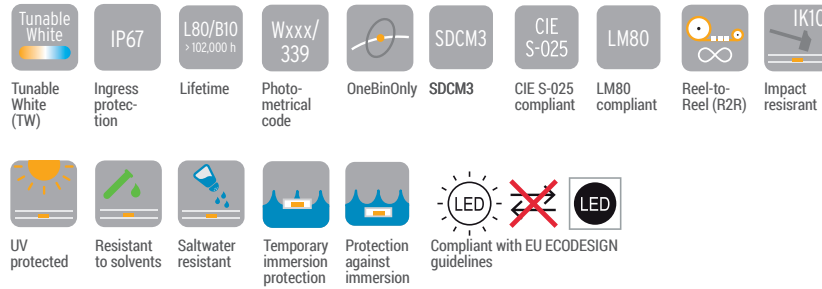
Family Key Features



Awards

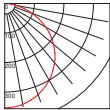


Technical Data/Performance



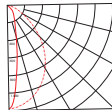
AVAILABLE OPTICS

Opal

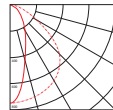


Opal

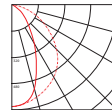
Optics



Lens 10°



Lens 30°



Lens 60°

ELECTRICAL & OUTPUT DATA

Voltage	24 Volt (23 V _{min} , 25 V _{max}) for external PSU
Case temperature (T_{Cmin} & T_{Cmax})	T _{Cmin} = -25°C, T _{Cmax} = specific, see Table below
Storage temperature (T_{Smin} & T_{Smax})	T _{Smin} = -30°C, T _{Smax} = 85°C
Ambient temperature (T_{Amin} & T_{Amax})	T _{Amin} = -25°C, T _{Amax} = specific, see Table below
Electrical class	III (external PSU)

ADONIS ARCHITECTURAL Tunable White High Efficacy Optics DarkSky	1,800 K – 3,000 K		
	HE 12	HE 24	HE 36
Power (W/m)^{A,C}	12	24	24
Efficacy (lm/W)^{A,C}	99	101	138
max. length (m)	4.02	4.02	4.02
max. serial run length (m)	5.0	4.0	2.0
Recommended max. run length for luminous flux loss < 10% (m)	5.0	4.0	2.0
CRI / R9 (up to)	82 / 15	82 / 15	82 / 15
Temp. Tc-point (T_{Cmax})^B	75°C	75°C	75°C
max. ambient temp. (T_{Amax})	50°C	40°C	30°C

low output

high output

ADONIS ARCHITECTURAL Tunable White High Efficacy Optics DarkSky	1,800 K – 3,000 K		
	HE 12	HE 24	HE 36
Color code / Color temperature	luminaire lumens/meter (lm/m)^A		
● 818 1,800 K	490	1,010	1,360
● 830 3,000 K	695	1,415	1,945
total	1,185	2,425	3,305

ADONIS ARCHITECTURAL Tunable White High Efficacy Opal DarkSky	1,800 K – 2,700 K		
	HE 12	HE 24	HE 36
Power (W/m)^{A,C}	12	24	24
Efficacy (lm/W)^{A,C}	55	57	78
max. length (m)	4.02	4.02	4.02
max. serial run length (m)	5.0	4.0	2.0
Recommended max. run length for luminous flux loss < 10% (m)	5.0	4.0	2.0
CRI / R9 (up to)	82 / 15	82 / 15	82 / 15
Temp. Tc-point (T_{Cmax})^B	75°C	75°C	75°C
max. ambient temp. (T_{Amax})	50°C	40°C	30°C

low output

high output

ADONIS ARCHITECTURAL Tunable White High Efficacy Opal DarkSky	1,800 K – 2,700 K		
	HE 12	HE 24	HE 36
Color code / Color temperature	luminaire lumens/meter (lm/m)^A		
● 818 1,800 K	275	565	765
● 827 2,700 K	390	795	1,095
total	665	1,360	1,860

^A The given data are typical values. Due to tolerances of the production process and the electrical components, photometric values and electrical power can vary up to 10%.

^B The Tc-point should be measured in thermal equilibrium according to IEC EN 60598-1.

^C Efficacy and wattage refer to light engine and optics, without consideration of driver.

ORDER CODE

Example:

ADONIS ARC **HC12 1830 B 60E DCBSH 4014** IP67

TYPICAL APPLICATIONS

Configure now!

Options for the order code:

Your selections :

LED tape High Efficiency

- 12 W/m HE12
- 24 W/m HE24
- 36 W/m HE36

Color temperature Optics

- 1,800 K – 3,000 K 1830

Color temperature Opal

- 1,800 K – 2,700 K 1827

Profile color

- Grey G
- Black B
- White W

Optics

- Optics 10° 10E
- Optics 30° 30E
- Optics 60° 60E
- Opal OL

Cable / Connector configuration

- Daisy chain (male / female) DC
- Male one side MO
- Open end one side OO
- Open end two sides OT

Luminaire application

- Stand alone S
- Beginning of row B
- Continues row middle M
- End of row E

Mounting options





- Surface mounting horizontal SH
- Mounting Lock ML

Length

- L_{min}: 327 mm 0327
- L_{max}: 4,014 mm 4014

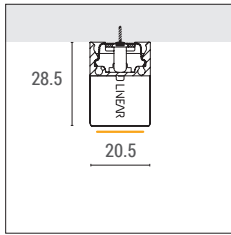
Fixture build to length (not field cuttable):

$L = (N \times 62.5 \text{ mm}) + 14 \text{ mm}; N = 8 \dots 64; L_{\text{min}} = 327 \text{ mm}; L_{\text{max}} = 4,014 \text{ mm}$



Mounting All dimensions in mm.

1. Surface Mounting fixed horizontal



Mounting accessories



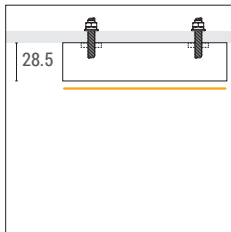
VarioClip 010
Digits in order code: SH

Description

Aluminum mounting clip with washer. Clips inside the fixture profile for invisible mounting. Use according to the mounting instruction.

Example of application

2. Mounting Lock



Mounting accessories



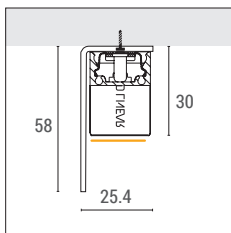
Screw Kit M5 for Mounting Lock
Digits in order code: ML

Description

25 mm threaded pin with washer and nut. For a vandal resistant installation. Use according to the mounting instruction.



3. Glare Protection



Mounting accessories



Glare Shield white
Art.-#: 10000622-RAL9003-1m
10000622-RAL9003-2m



Glare Shield black
Art.-#: 10000622-RAL9005-1m
10000622-RAL9005-2m




Glare Shield gray
Art.-#: 10000622-RAL9022-1m
10000622-RAL9022-2m

Description


Aluminium glare shield in 1 m and 2 m length. For a better glare control for people passing by. Use according to the mounting instruction

POWER SUPPLY UNIT (PSU) & CONTROLS

Recommended PSU

Item	Description	Part number	Unit	Min. OQ
 <p>VarioPSU 24V/240W IP67, ON/OFF, Silver</p>	<p>LED driver from Mean Well with 24 V constant voltage and a maximum output power of 100 W. Type of protection IP67, class I power unit with an input voltage range of 90 – 305 V AC. Dimensions (L x W x H): 220 mm x 68 mm x 38.8 mm. Not dimmable. Product on secondary side dimmable with IN.finite™ controller range.</p>	16000064	Piece (pc.)	5

Recommended control

Item	Description	Part number	Unit	Min. OQ
 <p>IN.finite™ DALI® DT6 2CH CV</p>	<p>The 2CH IN.finite™ DALI® DT6 is DALI® DT6 compatible and suitable for constant voltage-operated LED lights and light engines with up to two channels.</p>	16000268-DT6	Piece (pc.)	10

CABLING ACCESSORIES

 <p>VarioCon Female IQ 4 x 0.25 mm², 1 m IP67 Art. -#: 15000072 Required quantity:</p>	 <p>VarioCon Female IQ 4 x 0.25 mm², 2 m IP67 Art. -#: 15000273 Required quantity:</p>
 <p>VarioCon Female IQ 4 x 0.25 mm², 5 m IP67 Art. -#: 15000274 Required quantity:</p>	 <p>VarioCon Extension 4 x 0.25 mm², 0.08 m IP67 Art. -#: 15000101 Required quantity:</p>
 <p>VarioCon Extension 4 x 0.25 mm², 2 m IP67 Art. -#: 15000102 Required quantity:</p>	 <p>VarioCon Extension 4 x 0.25 mm², 5 m IP67 Art. -#: 15000103 Required quantity:</p>
 <p>VarioCon Extension 4 x 0.25 mm², 1 m IP67 Art. -#: 15000207 Required quantity:</p>	

VOLTAGE DROP INFORMATION FOR THE FEED-IN LINE (EXTERNAL PSU / CONTROLS TO FIXTURE)

	Cross section	0.25 mm ²	0.35 mm ²	0.50 mm ²	0.75 mm ²	1.00 mm ²	1.50 mm ²	2.50 mm ²
	AWG	24	22	20	18	16	14	12
	Product length [m]	Max. cable length between PSU and LED tape [m]						
HYDRA TW HE12	1	11.9	16.7	23.9	35.8	47.8	71.7	119.4
	2	6.0	8.4	11.9	17.9	23.9	35.8	59.7
	3	4.0	5.6	8.0	11.9	15.9	23.9	39.8
	4	3.0	4.2	6.0	9.9	11.9	17.9	29.9
	5	2.4	3.3	4.8	7.2	9.6	14.3	23.9
HYDRA TW HE24	1	5.7	7.9	11.3	17.0	22.7	34.0	56.7
	2	2.8	4.0	5.7	8.5	11.3	17.0	28.3
	3	1.9	2.6	3.8	5.7	7.6	11.3	18.9
	4	1.4	2.0	2.8	4.3	5.7	8.5	14.2
HYDRA TW HE36	1	4.1	5.7	8.2	12.3	16.4	24.6	40.9
	2	2.0	2.9	4.1	6.1	8.2	12.3	20.5

Calculation refers to the cable configuration on site.

The information listed in the table is only refers to the conductor-based voltage drop of max. 0.85 V at 24 V DC input voltage.